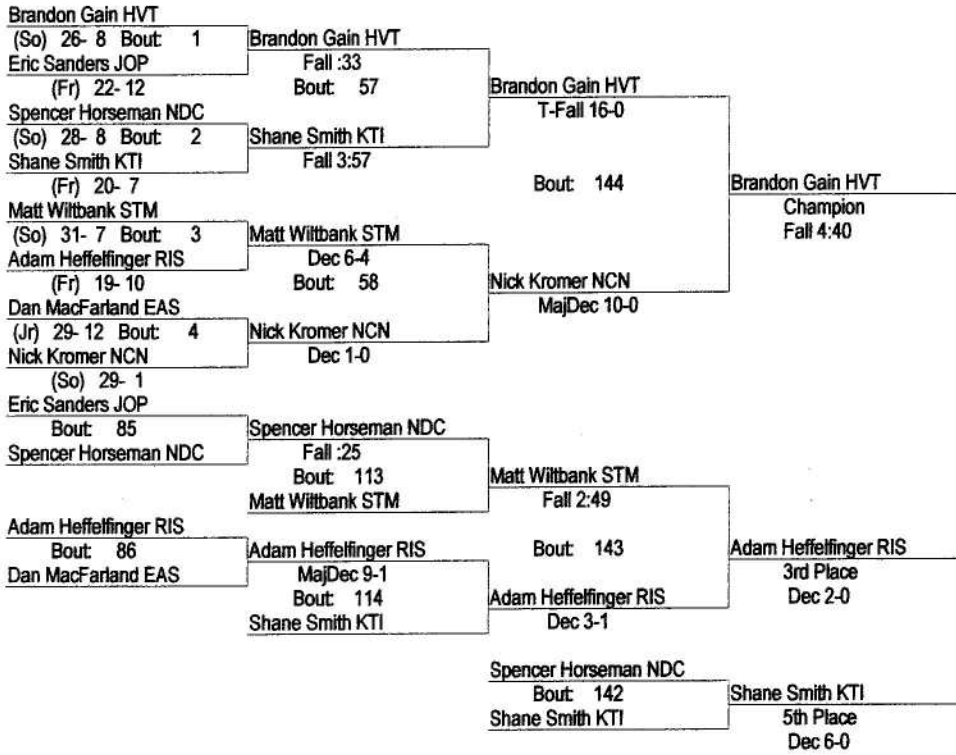


**1A-2A East 2008**  
2/29/2008 - 3/1/2008

Place	Score	Name	1st	2nd	3rd	4th	5th	6th
1	149.00	Rising Sun	4		1	1	3	1
2	142.00	North Caroline	1	3	2	2	2	
3	100.50	Wicomico	2	1	2			
4	91.50	Harford Tech	2		1		2	2
5	86.00	Mardela	1	1	1	2		1
6	84.00	Saint Michaels			1	1	3	1
7	74.50	Kent Island	1	1	1	1	1	
8	63.50	Perryville	1		2		1	
9	56.00	Kent County	1			1	2	1
10	39.00	Parkside			1	1		1
11	34.00	Elkton	1				1	1
12	29.00	*Easton			2	1		
13	27.00	North East				1	1	1
14	26.00	Bohemia Manor			1			1
15	24.00	North Dorchester			1			1
16	19.00	Cambridge-South Dorchester			1			
17	18.00	Snow Hill			1			
18	17.00	Queen Anne's					1	1
19	16.00	James M. Bennett				1		
20	10.00	Colonel Richardson						2
21	8.50	*Joppatowne					2	
22	0.00	Bye						
	0.00	Havre De Grace						
	0.00	Edgewood						

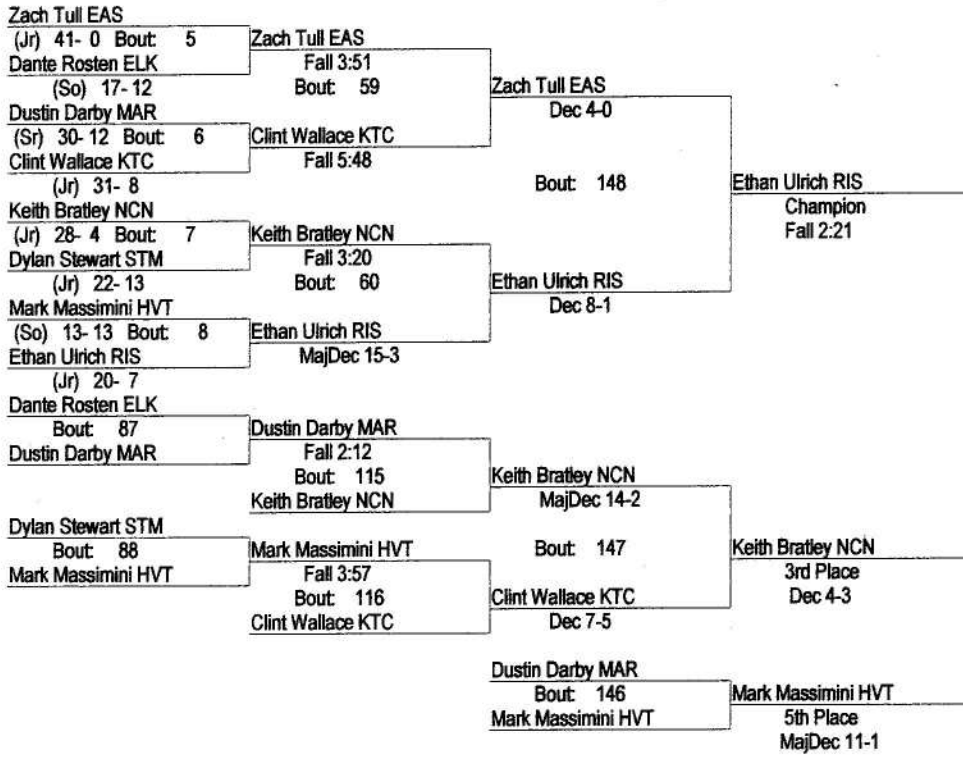
\* Team has non-scoring wrestler

**1A-2A East 2008**  
 2/29/2008 - 3/1/2008  
 103



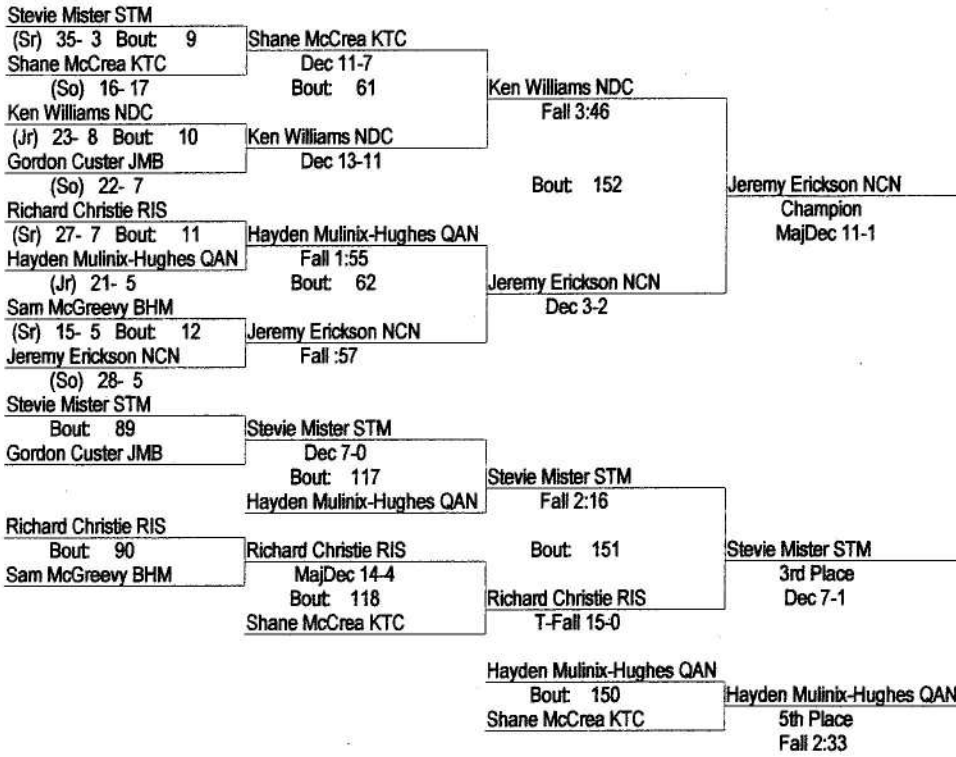
- Place Winners -
- |                           |             |
|---------------------------|-------------|
| 1st Brandon Gain HVT      | (So) 29- 8  |
| 2nd Nick Kromer NCN       | (So) 31- 2  |
| 3rd Adam Heffelfinger RIS | (Fr) 22- 11 |
| 4th Matt Wittbank STM     | (So) 33- 9  |
| 5th Shane Smith KTI       | (Fr) 22- 9  |
| 6th Spencer Horseman NDC  | (So) 29- 11 |

**1A-2A East 2008**  
 2/29/2008 - 3/1/2008  
 112



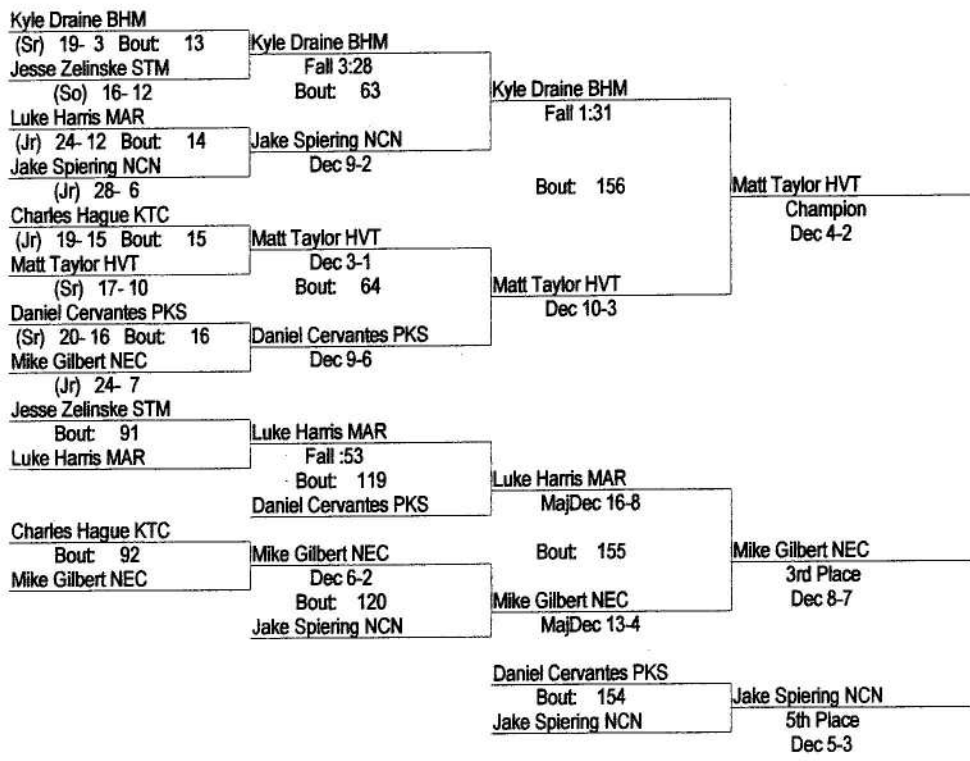
- Place Winners -
- 1st Ethan Ulrich RIS (Jr) 23- 7
  - 2nd Zach Tull EAS (Jr) 43- 1
  - 3rd Keith Bratley NCN (Jr) 31- 5
  - 4th Clint Wallace KTC (Jr) 33- 10
  - 5th Mark Massimini HVT (So) 15- 15
  - 6th Dustin Darby MAR (Sr) 31- 15

**1A-2A East 2008**  
 2/29/2008 - 3/1/2008  
 119



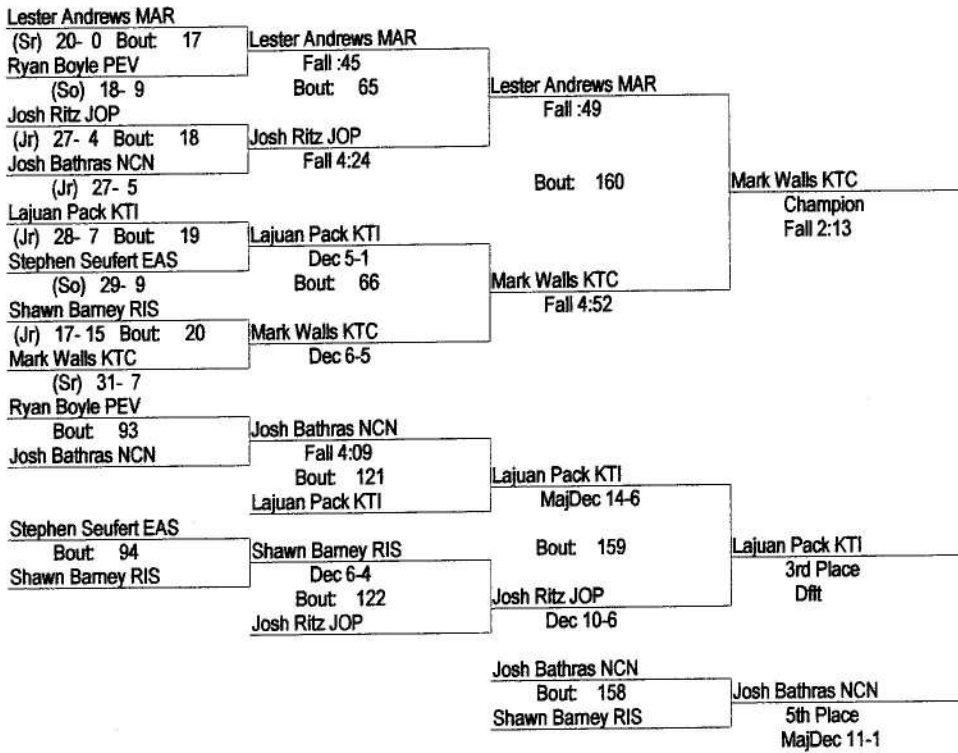
- Place Winners -
- |                               |             |
|-------------------------------|-------------|
| 1st Jeremy Erickson NCN       | (So) 31- 5  |
| 2nd Ken Williams NDC          | (Jr) 25- 9  |
| 3rd Stevie Mister STM         | (Sr) 38- 4  |
| 4th Richard Christie RIS      | (Sr) 29- 9  |
| 5th Hayden Mulinix-Hughes QAN | (Jr) 23- 7  |
| 6th Shane McCrea KTC          | (So) 17- 20 |

**1A-2A East 2008**  
 2/29/2008 - 3/1/2008  
 125



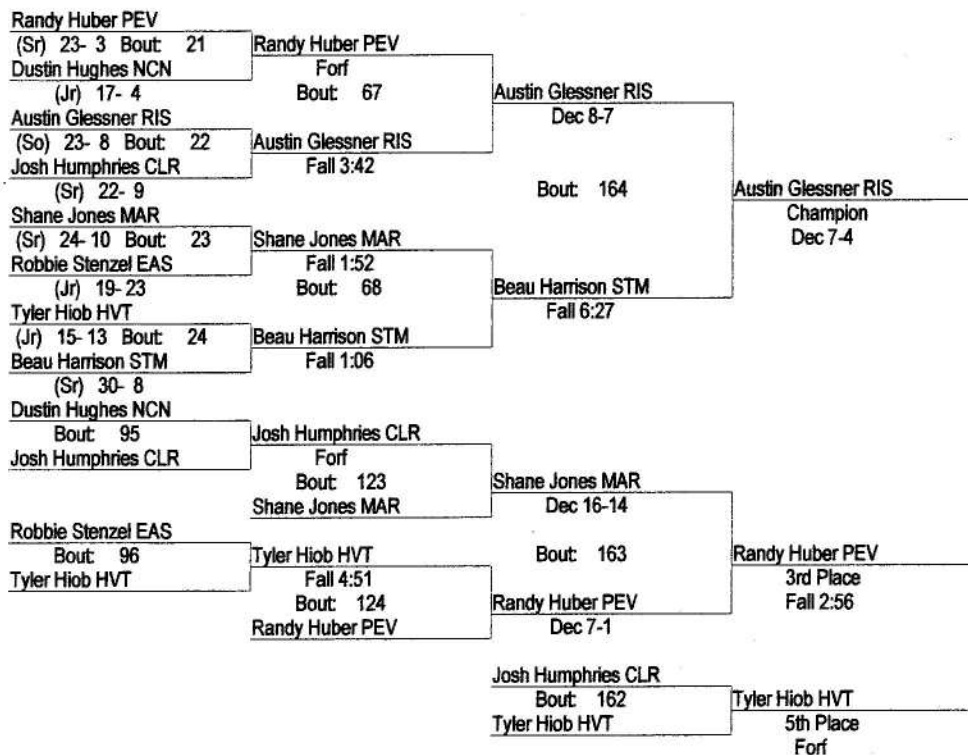
- Place Winners -
- |                          |             |
|--------------------------|-------------|
| 1st Matt Taylor HVT      | (Sr) 20- 10 |
| 2nd Kyle Draine BHM      | (Sr) 21- 4  |
| 3rd Mike Gilbert NEC     | (Jr) 27- 8  |
| 4th Luke Harris MAR      | (Jr) 26-14  |
| 5th Jake Spiering NCN    | (Jr) 30- 8  |
| 6th Daniel Cervantes PKS | (Sr) 21-19  |

**1A-2A East 2008**  
 2/29/2008 - 3/1/2008  
 130



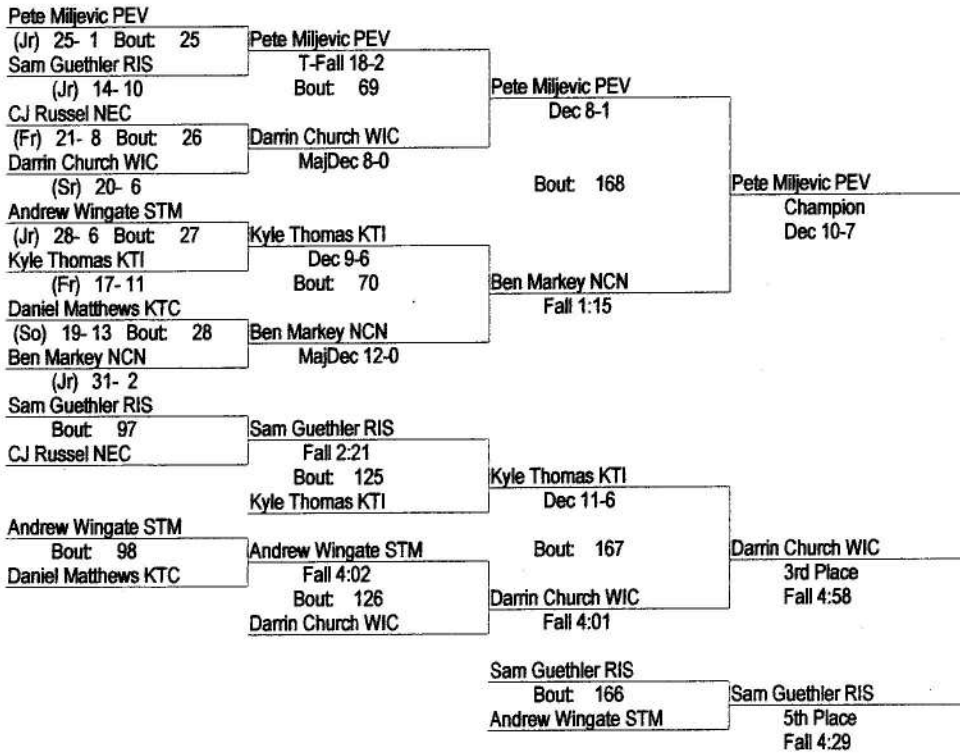
- Place Winners -
- |                        |             |
|------------------------|-------------|
| 1st Mark Walls KTC     | (Sr) 34- 7  |
| 2nd Lester Andrews MAR | (Sr) 22- 1  |
| 3rd Lajuan Pack KTI    | (Jr) 31- 8  |
| 4th Josh Ritz JOP      | (Jr) 29- 6  |
| 5th Josh Bathras NCN   | (Jr) 29- 7  |
| 6th Shawn Barney RIS   | (Jr) 18- 18 |

**1A-2A East 2008**  
 2/29/2008 - 3/1/2008  
 135



- Place Winners -
- 1st Austin Glessner RIS (So) 26- 8
  - 2nd Beau Harrison STM (Sr) 32- 9
  - 3rd Randy Huber PEV (Sr) 26- 4
  - 4th Shane Jones MAR (Sr) 26-12
  - 5th Tyler Hiob HVT (Jr) 17- 15
  - 6th Josh Humphries CLR (Sr) 23- 11

**1A-2A East 2008**  
 2/29/2008 - 3/1/2008  
 140

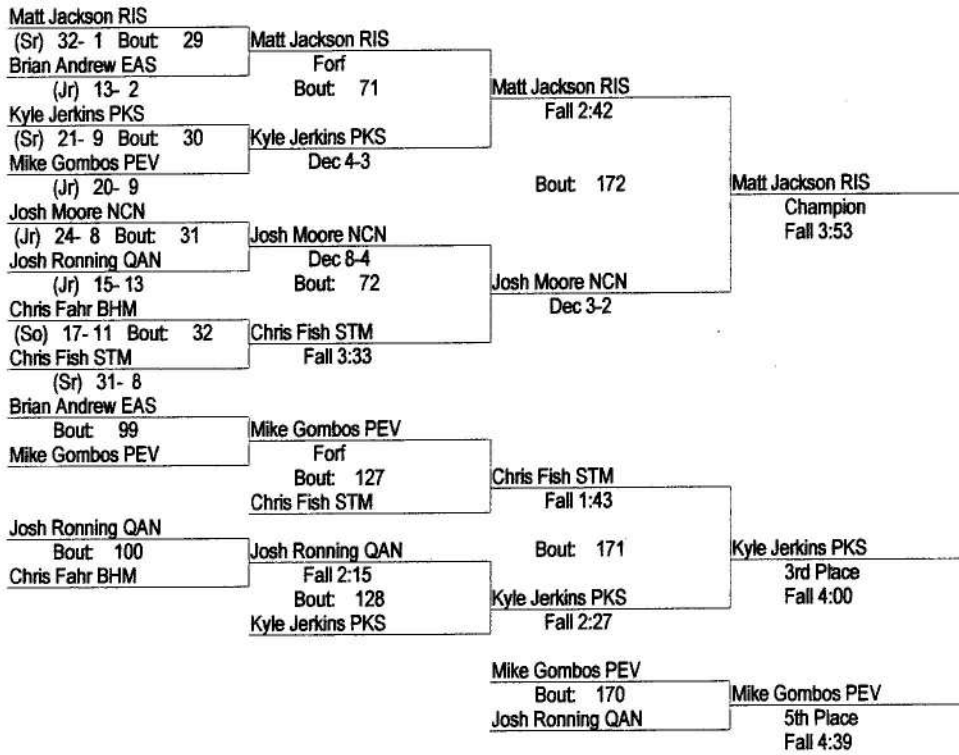


**- Place Winners -**

- |                        |            |
|------------------------|------------|
| 1st Pete Mijjevic PEV  | (Jr) 28- 1 |
| 2nd Ben Markey NCN     | (Jr) 33- 3 |
| 3rd Darrin Church WIC  | (Sr) 23- 7 |
| 4th Kyle Thomas KTI    | (Fr) 19-13 |
| 5th Sam Guethler RIS   | (Jr) 16-12 |
| 6th Andrew Wingate STM | (Jr) 29- 9 |



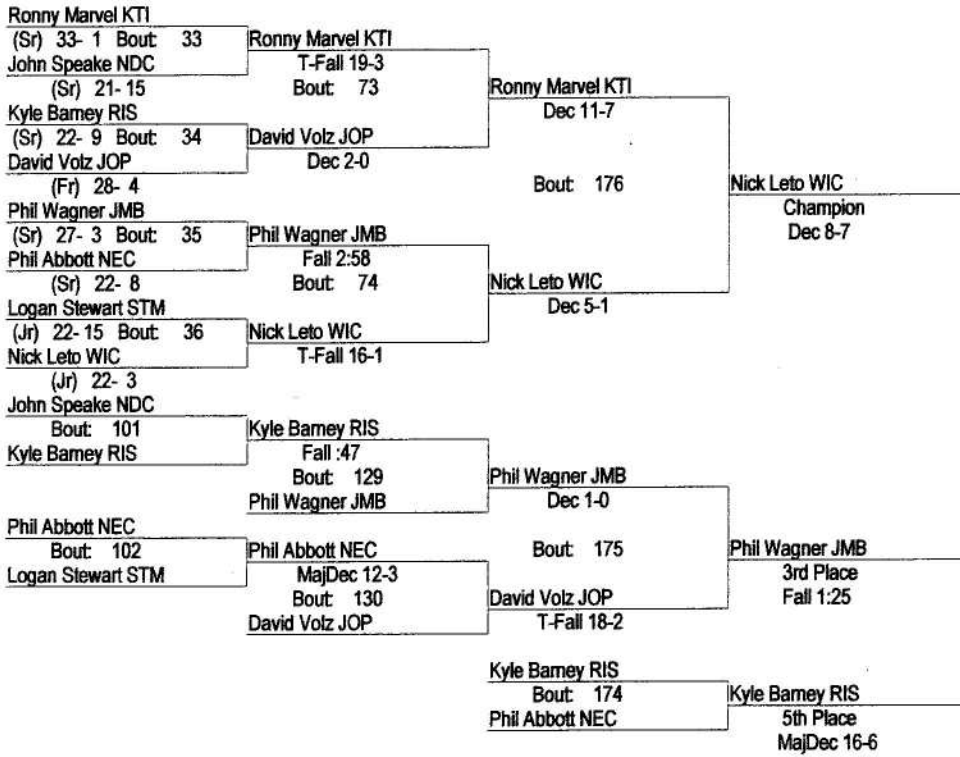
**1A-2A East 2008**  
 2/29/2008 - 3/1/2008  
 145



- Place Winners -

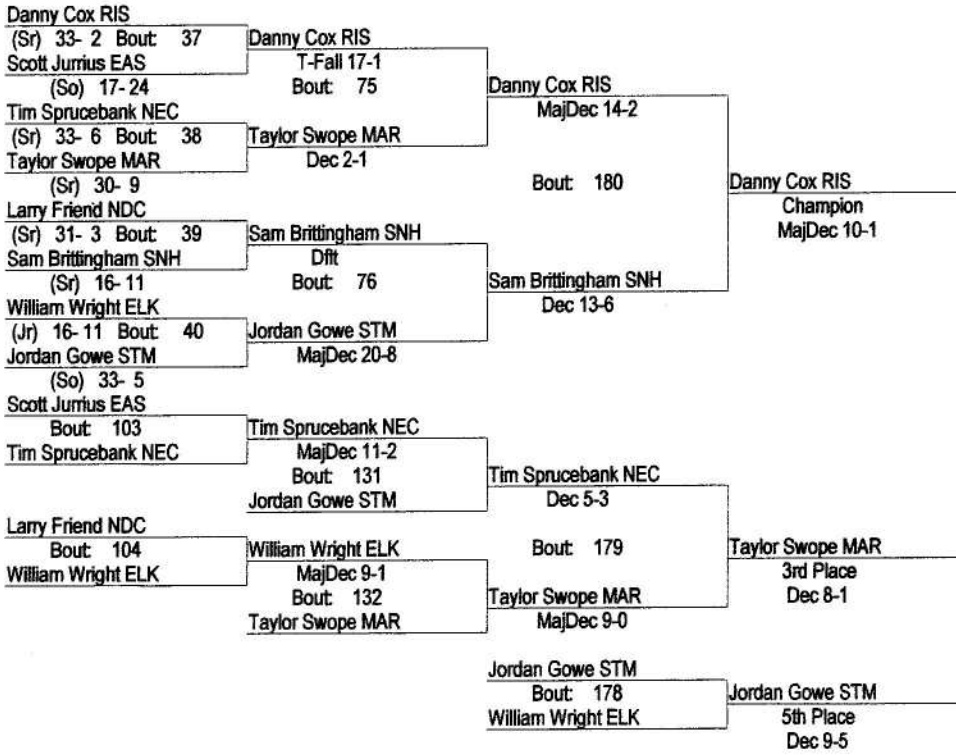
1st Matt Jackson RIS	(Sr) 35- 1
2nd Josh Moore NCN	(Jr) 26- 9
3rd Kyle Jerkins PKS	(Sr) 24- 10
4th Chris Fish STM	(Sr) 33- 10
5th Mike Gombos PEV	(Jr) 22- 11
6th Josh Ronning QAN	(Jr) 16- 16

**1A-2A East 2008**  
 2/29/2008 - 3/1/2008  
 152



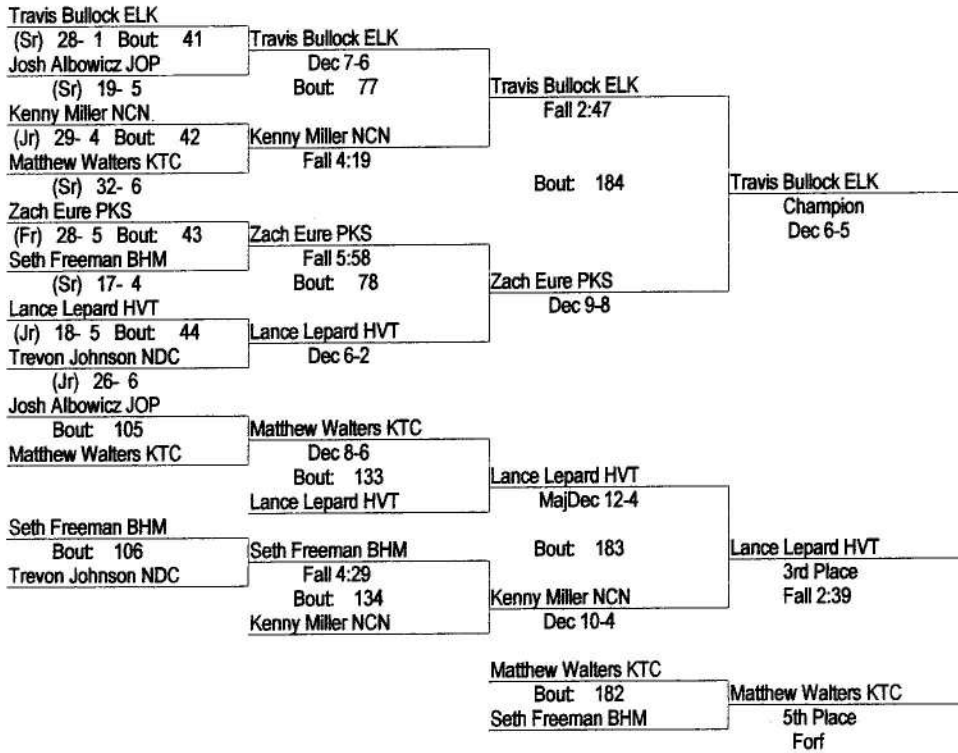
- Place Winners -
- 1st Nick Leto WIC (Jr) 25- 3
  - 2nd Ronny Marvel KTI (Sr) 35- 2
  - 3rd Phil Wagner JMB (Sr) 30- 4
  - 4th David Volz JOP (Fr) 30- 6
  - 5th Kyle Barney RIS (Sr) 24- 11
  - 6th Phil Abbott NEC (Sr) 23- 11

**1A-2A East 2008**  
 2/29/2008 - 3/1/2008  
 160



- Place Winners -
- 1st Danny Cox RIS (Sr) 36- 2
  - 2nd Sam Brittingham SNH (Sr) 18- 12
  - 3rd Taylor Swope MAR (Sr) 33- 10
  - 4th Tim Sprucebank NEC (Sr) 35- 8
  - 5th Jordan Gowe STM (So) 35- 7
  - 6th William Wright ELK (Jr) 17- 14

**1A-2A East 2008**  
 2/29/2008 - 3/1/2008  
 171




- Place Winners -
- 1st Travis Bullock ELK (Sr) 31- 1
  - 2nd Zach Eure PKS (Fr) 30- 6
  - 3rd Lance Lepard HVT (Jr) 21- 6
  - 4th Kenny Miller NCN (Jr) 31- 6
  - 5th Matthew Walters KTC (Sr) 34- 8
  - 6th Seth Freeman BHM (Sr) 18- 6

# 1A-2A East 2008

2/29/2008 - 3/1/2008

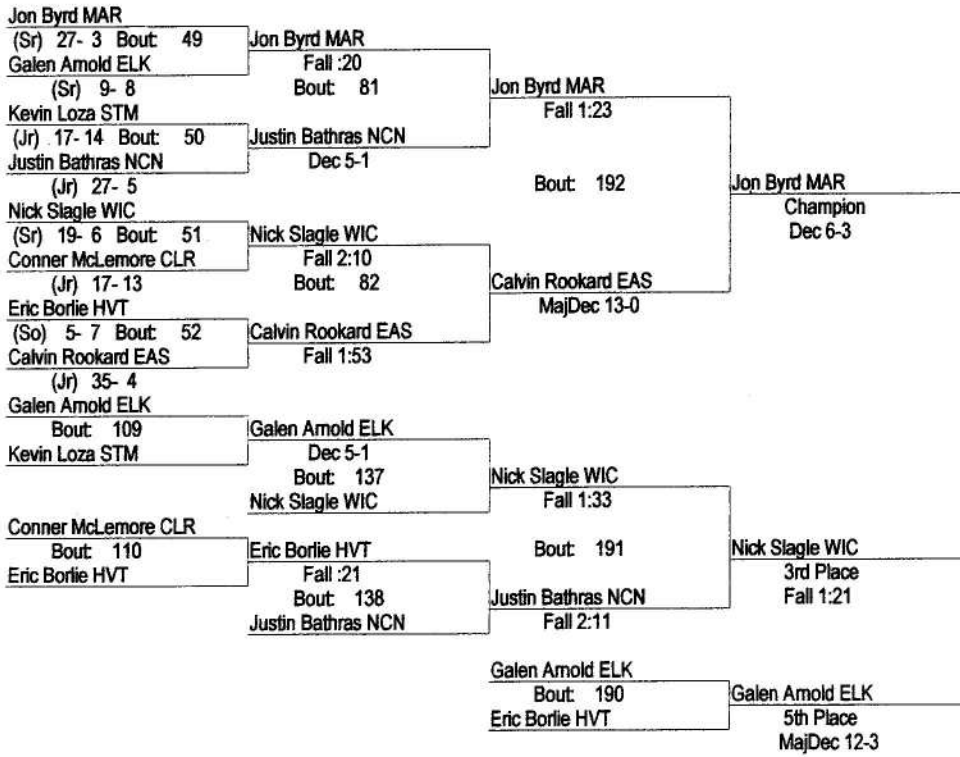
189



- Place Winners -

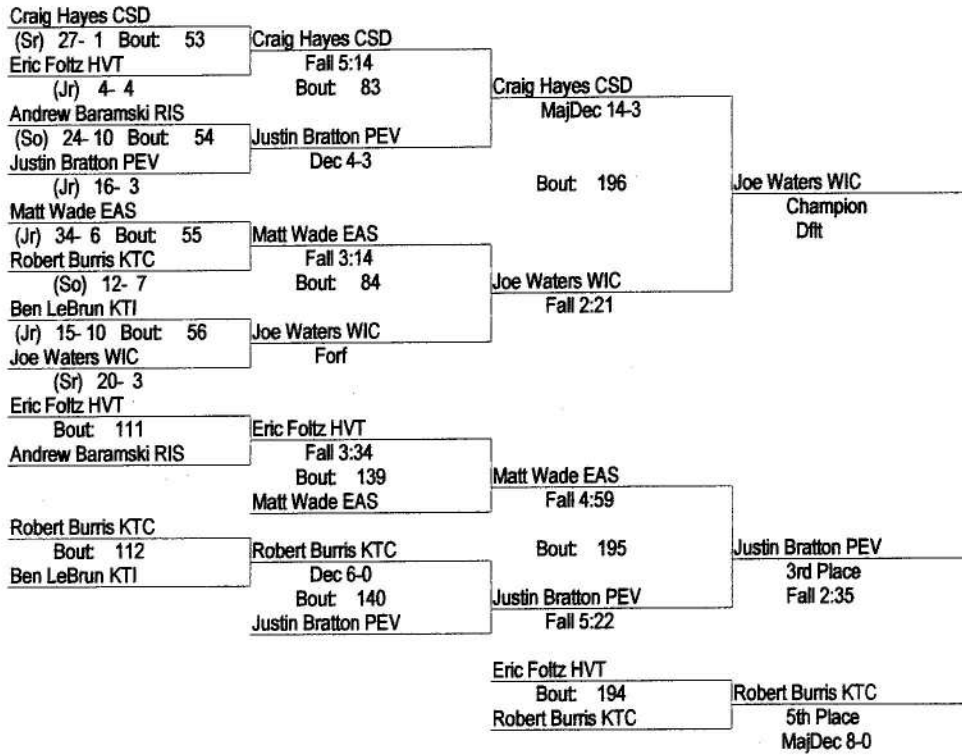
- |                        |            |
|------------------------|------------|
| 1st Sean Clark KTI     | (Sr) 31- 5 |
| 2nd Andrew Johnson WIC | (So) 16-10 |
| 3rd Jake Yarber NCN    | (Jr) 23- 7 |
| 4th Robert Pyfer STM   | (Sr) 28-13 |
| 5th Justin Gainey RIS  | (Jr) 14-16 |
| 6th Scot Harding CLR   | (Sr) 15-16 |

**1A-2A East 2008**  
 2/29/2008 - 3/1/2008  
 215



- Place Winners -
- |                        |             |
|------------------------|-------------|
| 1st Jon Byrd MAR       | (Sr) 30- 3  |
| 2nd Calvin Rookard EAS | (Jr) 37- 5  |
| 3rd Nick Slagle WIC    | (Sr) 22- 7  |
| 4th Justin Bathras NCN | (Jr) 29- 7  |
| 5th Galen Arnold ELK   | (Sr) 11- 10 |
| 6th Eric Borlie HVT    | (So) 6- 10  |

**1A-2A East 2008**  
 2/29/2008 - 3/1/2008  
 285



- Place Winners -
- |                        |            |
|------------------------|------------|
| 1st Joe Waters WIC     | (Sr) 23- 3 |
| 2nd Craig Hayes CSD    | (Sr) 29- 2 |
| 3rd Justin Bratton PEV | (Jr) 19- 4 |
| 4th Matt Wade EAS      | (Jr) 36- 8 |
| 5th Robert Burris KTC  | (So) 14- 9 |
| 6th Eric Foltz HVT     | (Jr) 5- 7  |